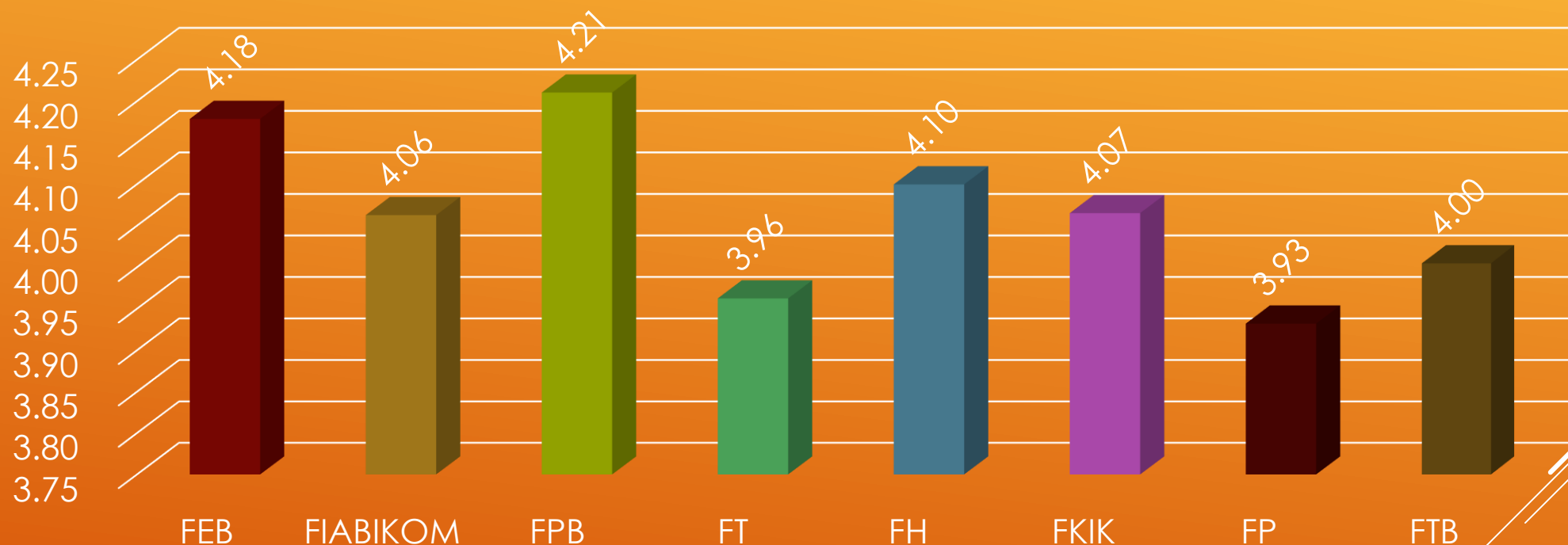


# CUSTOMER SATISFACTION SURVEY BASED ON FACULTY AND STUDY PROGRAM GRADUATES' COMPETENCE

Data of Graduates (May 2022)

# AVERAGE SATISFACTION OF GRADUATES' PARENTS (MAY 2022 Graduation) (N = 475)

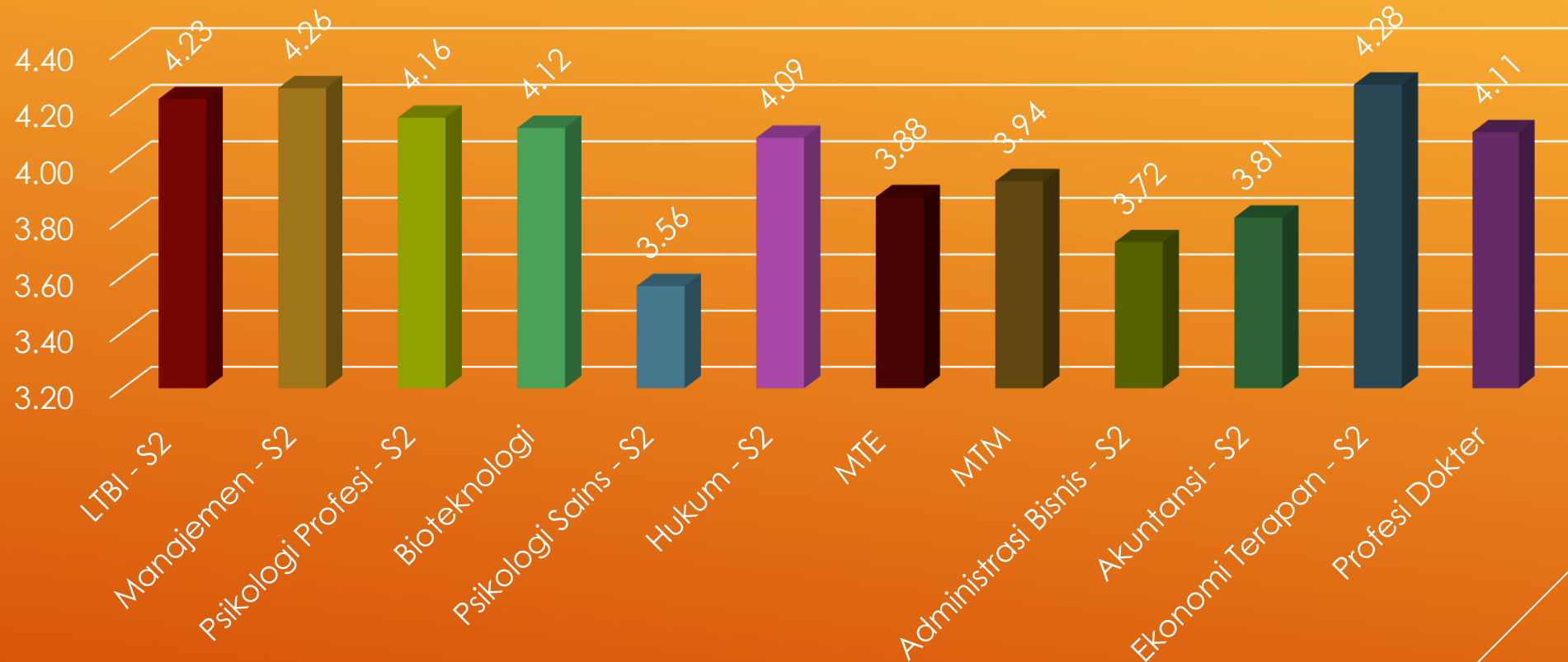
PARENTS' SATISFACTION (May 2022)



The collected data from the respondents amounted to 72,6% (612 graduates out of the 843 graduates in May 2022)

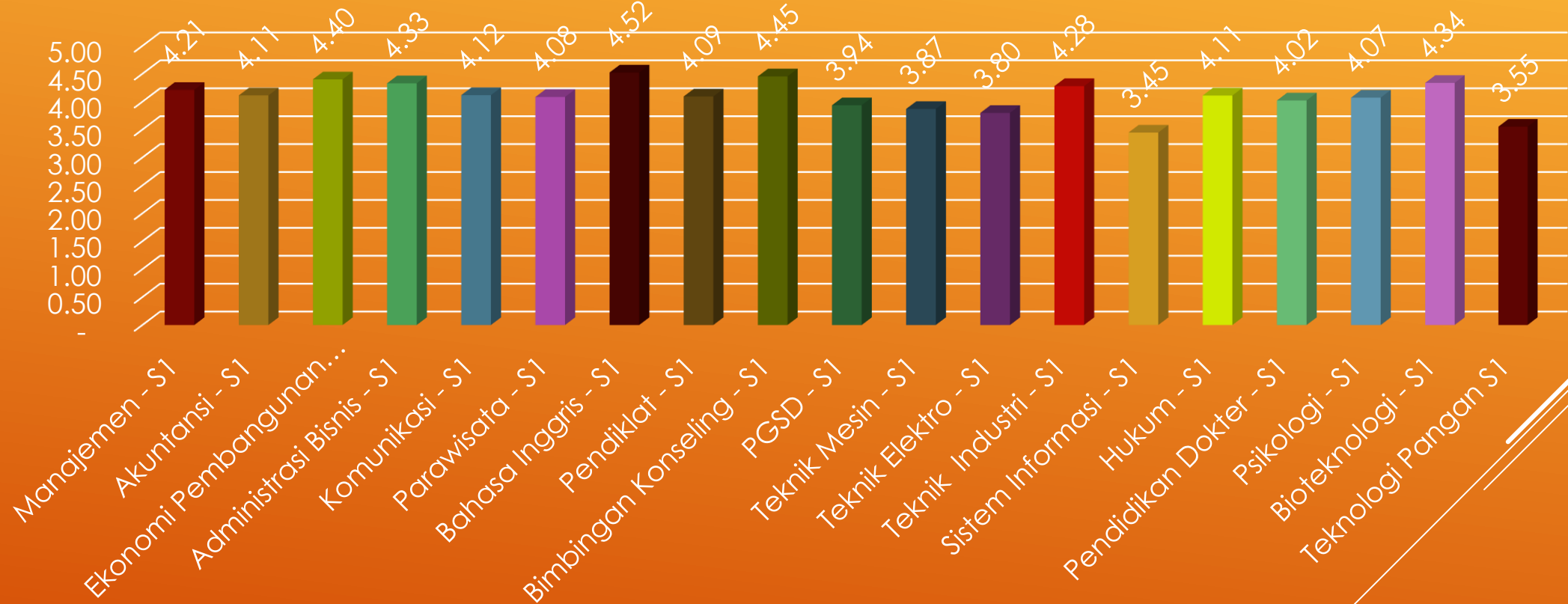
# AVERAGE GRADUATES' COMPETENCE - MASTER'S DEGREE ( N - 612)

Average Graduates' Competence



# AVERAGE GRADUATES' COMPETENCE - STUDY PROGRAM (N = 612)

Average Customer Satisfaction - Graduates' Competence



# THE NUMBER OF RESPONDENTS IN GRADUATES' COMPETENCE SURVEY - STUDY PROGRAM (N = 612)

Faculty	Study Program	Total
FEB	Accounting	72
	Master of Accounting	26
	Development Economics	15
	Master of Applied Economics	3
	Management	48
	Master of Management	8
<b>FEB Total</b>		<b>172</b>
FIABIKOM	Business Administration	20
	Master of Business Administration	8
	Communication Studies	51
	Hospitality	3
<b>FIABIKOM Total</b>		<b>82</b>
FPB	English Language Education	7
	Guidance and Counselling	8
	Master of Applied English Linguistics	5
	Catholic Religion Education	5
	Elementary Teacher Education	4
<b>FPB Total</b>		<b>29</b>

Faculty	Study Program	Total
FT	Master of Electrical Engineering	2
	Master of Mechanical Engineering	1
	Information Systems	10
	Mechanical Engineering	15
	Electrical Engineering	7
	Industrial Engineering	12
<b>FT Total</b>		<b>47</b>
FH	Master of Law	6
	Law	81
<b>FH Total</b>		<b>87</b>
FKIK	Medicine	17
	Doctor Professional Program	110
<b>FKIK Total</b>		<b>127</b>
FP	Psychology	28
	Master of Professional Psychology	20
	Scientific Psychology	1
<b>FP Total</b>		<b>49</b>
FTB	Master of Biotechnology	6
	Biology	7
	Food Technology	6
<b>FTB Total</b>		<b>19</b>
<b>Grand Total</b>		<b>612</b>

THANK YOU

